


4657 m.

MOTUL SOLIDARITY GRAND PRIX OF BARCELONA

Practice

Classification

6

	Rider	Nation	Team	Motorcycle	Time	Lap	Total	Gap	Top Speed
1	1 Francesco BAGNAIA	ITA	Ducati Lenovo Team	DUCATI	1'38.918	22	24		351.7
2	72 Marco BEZZECCHI	ITA	Pertamina Enduro VR46 Racing Te	DUCATI	1'38.998	24	26	0.080	0.080 350.6
3	41 Aleix ESPARGARO	SPA	Aprilia Racing	APRILIA	1'39.025	21	22	0.107	0.027 352.9
4	5 Johann ZARCO	FRA	CASTROL Honda LCR	HONDA	1'39.197	19	24	0.279	0.172 351.7
5	89 Jorge MARTIN	SPA	Prima Pramac Racing	DUCATI	1'39.214	19	25	0.296	0.017 354.0
6	12 Maverick VIÑALES	SPA	Aprilia Racing	APRILIA	1'39.224	20	24	0.306	0.010 352.9
7	73 Alex MARQUEZ	SPA	Gresini Racing MotoGP	DUCATI	1'39.295	20	25	0.377	0.071 348.3
8	93 Marc MARQUEZ	SPA	Gresini Racing MotoGP	DUCATI	1'39.361	20	22	0.443	0.066 350.6
9	31 Pedro ACOSTA	SPA	Red Bull GASGAS Tech3	KTM	1'39.418	19	24	0.500	0.057 356.4
10	23 Enea BASTIANINI	ITA	Ducati Lenovo Team	DUCATI	1'39.467	21	23	0.549	0.049 350.6
11	43 Jack MILLER	AUS	Red Bull KTM Factory Racing	KTM	1'39.488	22	24	0.570	0.021 351.7
12	30 Takaaki NAKAGAMI	JPN	IDEMITSU Honda LCR	HONDA	1'39.756	21	22	0.838	0.268 343.9
13	20 Fabio QUARTARARO	FRA	Monster Energy Yamaha MotoGP	YAMAHA	1'39.791	24	26	0.873	0.035 349.5
14	42 Alex RINS	SPA	Monster Energy Yamaha MotoGP	YAMAHA	1'39.794	22	23	0.876	0.003 349.5
15	21 Franco MORBIDELLI	ITA	Prima Pramac Racing	DUCATI	1'39.810	18	20	0.892	0.016 349.5
16	10 Luca MARINI	ITA	Repsol Honda Team	HONDA	1'39.994	21	23	1.076	0.184 351.7
17	33 Brad BINDER	RSA	Red Bull KTM Factory Racing	KTM	1'40.014	19	24	1.096	0.020 356.4
18	36 Joan MIR	SPA	Repsol Honda Team	HONDA	1'40.125	23	23	1.207	0.111 350.6
19	25 Raul FERNANDEZ	SPA	Trackhouse Racing	APRILIA	1'40.139	17	22	1.221	0.014 348.3
20	88 Miguel OLIVEIRA	POR	Trackhouse Racing	APRILIA	1'40.404	21	23	1.486	0.265 351.7
21	37 Augusto FERNANDEZ	SPA	Red Bull GASGAS Tech3	KTM	1'40.635	20	22	1.717	0.231 348.3
22	51 Michele PIRRO	ITA	Pertamina Enduro VR46 Racing Te	DUCATI	1'40.786	19	22	1.868	0.151 345.0
23	6 Stefan BRADL	GER	HRC Test Team	HONDA	1'41.028	22	26	2.110	0.242 346.1

Practice condition: Dry

Air: 17°

Humidity: 67%

Ground: 20°

Fastest Lap:	Lap: 22	Francesco BAGNAIA	1'38.918	169.4 Km/h
Best Race Lap:	2024	Pedro ACOSTA	1'39.664	168.2 Km/h
All-Time Lap Record:	2024	Aleix ESPARGARO	1'38.190	170.7 Km/h

The results are provisional until the end of the limit for protest and appeals.

Time limit for protest expires 60' after publication of the results - Time:

These data/results cannot be reproduced, stored and/or transmitted in whole or in part by any manner of electronic, mechanical, photocopying, recording, broadcasting or otherwise now known or herein after developed without the previous express consent by the copyright owner, except for reproduction in daily press and regular printed publications on sale to the public within 60 days of the event related to those data/results and always provided that copyright symbol appears together as follows below.

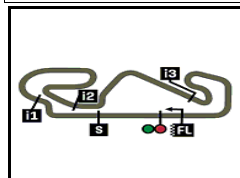
© DORNA, 2024

Official MotoGP Timing by TISSOT

www.motogp.com

Barcelona, Friday, November 15, 2024





4657 m.

MOTUL SOLIDARITY GRAND PRIX OF BARCELONA

Practice

Top Speed & Average

8



Rider	Nation	Motorcycle	Top 5 speeds					Average	Top
31 Pedro ACOSTA	SPA	KTM	356.4	356.4	355.2	354.0	354.0	355.2	356.4
33 Brad BINDER	RSA	KTM	356.4	355.2	355.2	355.2	352.9	354.4	356.4
89 Jorge MARTIN	SPA	DUCATI	354.0	350.6	350.6	350.6	349.5	350.6	354.0
12 Maverick VIÑALES	SPA	APRILIA	352.9	347.2	347.2	345.0	345.0	347.1	352.9
41 Aleix ESPARGARO	SPA	APRILIA	352.9	351.7	351.7	350.6	350.6	351.4	352.9
1 Francesco BAGNAIA	ITA	DUCATI	351.7	351.7	350.6	350.6	350.6	351.0	351.7
5 Johann ZARCO	FRA	HONDA	351.7	350.6	349.5	348.3	347.2	349.5	351.7
10 Luca MARINI	ITA	HONDA	351.7	349.5	348.3	348.3	348.3	349.2	351.7
43 Jack MILLER	AUS	KTM	351.7	350.6	349.5	348.3	347.2	349.1	351.7
88 Miguel OLIVEIRA	POR	APRILIA	351.7	351.7	350.6	350.6	350.6	350.9	351.7
23 Enea BASTIANINI	ITA	DUCATI	350.6	349.5	349.5	348.3	348.3	349.1	350.6
36 Joan MIR	SPA	HONDA	350.6	350.6	350.6	349.5	348.3	349.2	350.6
72 Marco BEZZECCHI	ITA	DUCATI	350.6	348.3	348.3	348.3	347.2	348.5	350.6
93 Marc MARQUEZ	SPA	DUCATI	350.6	348.3	347.2	346.1	346.1	347.2	350.6
20 Fabio QUARTARARO	FRA	YAMAHA	349.5	346.1	343.9	343.9	343.9	345.5	349.5
21 Franco MORBIDELLI	ITA	DUCATI	349.5	349.5	348.3	348.3	347.2	348.1	349.5
42 Alex RINS	SPA	YAMAHA	349.5	348.3	348.3	347.2	347.2	348.1	349.5
25 Raul FERNANDEZ	SPA	APRILIA	348.3	348.3	347.2	345.0	345.0	346.0	348.3
37 Augusto FERNANDEZ	SPA	KTM	348.3	347.2	346.1	345.0	345.0	346.1	348.3
73 Alex MARQUEZ	SPA	DUCATI	348.3	347.2	347.2	346.1	346.1	346.8	348.3
6 Stefan BRADL	GER	HONDA	346.1	346.1	345.0	343.9	342.8	344.8	346.1
51 Michele PIRRO	ITA	DUCATI	345.0	343.9	343.9	343.9	343.9	344.1	345.0
30 Takaaki NAKAGAMI	JPN	HONDA	343.9	342.8	341.7	341.7	340.6	341.3	343.9

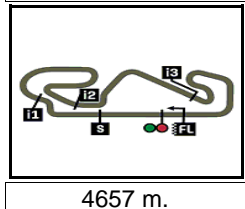
These data/results cannot be reproduced, stored and/or transmitted in whole or in part by any manner of electronic, mechanical, photocopying, recording, broadcasting or otherwise now known or herein after developed without the previous express consent by the copyright owner, except for reproduction in daily press and regular printed publications on sale to the public within 60 days of the event related to those data/results and always provided that copyright symbol appears together as follows below.

© DORNA, 2024

Official MotoGP Timing by TISSOT
www.motogp.com



Barcelona, Friday, November 15, 2024



4657 m.

MOTUL SOLIDARITY GRAND PRIX OF BARCELONA

Practice

Chronological Analysis of Performances

9

* Lap / Sector time cancelled

T1 Time from finish line to 1st intermediate

T3 Time from 2nd intermed. to 3rd intermed.

P Crossing the finish line in pit lane

T2 Time from 1st intermed. to 2nd intermed.

T4 Time from 3rd intermediate to finish line

**Tyre data subject to further updates

Lap	Lap Time	T1	T2	T3	T4	Speed	Lap	Lap Time	T1	T2	T3	T4	Speed	
1st	1	Francesco BAGNAIA DUCATI ITA						5	1'43.704 *	17.289*	34.367*	20.775	31.273	350.6
		Ducati Lenovo Team						6	1'40.542	16.805	31.794	20.680	31.263	343.9
		Runs=4 Total laps=24 Full laps=17 Valid laps=13						7	1'41.073	17.389	31.968	20.569	31.147	346.1
Run #	1	Front Tyre	Slick-Medium	Rear Tyre	Slick-Soft		8	1'50.676 P	16.755	31.615	20.694	41.612	342.8	
		New Tyre		New Tyre			Run #	2	Front Tyre	Slick-Hard	Rear Tyre	Slick-Soft		
1	2'28.709	19.455	33.825	21.355	31.997	211.7			8 Laps at start		8 Laps at start			
2	1'41.252	17.182	32.194	20.554	31.322	349.5	9	9'23.675	19.884	33.673	21.284	31.702	175.3	
3	1'40.365	16.781	31.853	20.432	31.299	349.5	10	1'41.156	17.038	31.941	20.598	31.579	343.9	
4	1'40.299	16.841	31.662	20.527	31.269	349.5	11	1'40.517	16.836	31.744	20.653	31.284	345.0	
5	1'42.563 *	17.374*	32.672*	20.933	31.584	349.5	12	1'40.902	17.127	31.883	20.698	31.194	346.1	
6	1'40.289	16.780	31.864	20.392	31.253	349.5	13	1'40.696	16.904	31.858	20.640	31.294	346.1	
7	1'40.248	16.674	31.811	20.476	31.287	350.6	14	1'41.093	16.937	32.061	20.773	31.322	343.9	
8	1'42.514 *	16.629	32.522*	21.364*	31.999	351.7	15	1'40.786	16.899	31.923	20.636	31.328	345.0	
9	1'50.724 P	16.731	32.089	20.643	41.261	348.3	16	1'55.206 P	17.873*	33.970	21.399	41.964	345.0	
Run #	2	Front Tyre	Slick-Medium	Rear Tyre	Slick-Medium		Run #	3	Front Tyre	Slick-Hard	Rear Tyre	Slick-Soft		
		9 Laps at start		New Tyre					New Tyre		New Tyre			
10	10'57.328	19.212	33.388	21.035	31.779	201.8	17	8'27.138	18.812	33.052	21.013	31.550	209.3	
11	1'41.352	16.955	32.149	20.616	31.632	346.1	18	1'40.238	16.879	31.809	20.516	31.034	348.3	
12	1'40.760	16.833	32.018	20.570	31.339	346.1	19	1'39.804	16.696	31.544	20.463	31.101	346.1	
13	1'40.552	16.751	31.893	20.499	31.409	347.2	20	1'39.801	16.787	31.527	20.427	31.060	348.3	
14	1'40.366	16.694	31.880	20.492	31.300	347.2	21	1'53.592 P	17.783*	33.439	20.746	41.624	345.0	
15	1'40.363	16.642	31.841	20.581	31.299	347.2	Run #	4	Front Tyre	Slick-Hard	Rear Tyre	Slick-Soft		
16	1'54.760 P	16.963*	34.693	21.357	41.747	345.0			5 Laps at start		New Tyre			
Run #	3	Front Tyre	Slick-Medium	Rear Tyre	Slick-Soft		22	3'23.535 *	25.938	34.125	21.243*	31.381	133.9	
		New Tyre		New Tyre			23	1'43.027	16.740	33.082	22.105	31.100	345.0	
17	9'57.548	19.465	33.167	20.721	31.760	200.0	24	1'38.998	16.594	31.255	20.341	30.808	347.2	
18	1'39.672	16.732	31.620	20.329	30.991	349.5	25	1'39.249	16.564	31.342	20.390	30.953	346.1	
19	1'39.246	16.564	31.493	20.360	30.829	350.6	26	2'00.534 *	21.024*	41.492	23.074	34.944	348.3	
20	1'54.431 P	16.561*	35.563	21.097	41.210	350.6	3rd	41	Aleix ESPARGARO APRILIA SPA					
Run #	4	Front Tyre	Slick-Medium	Rear Tyre	Slick-Soft				Aprilia Racing		Runs=4 Total laps=22 Full laps=15 Valid laps=13			
		4 Laps at start		New Tyre			Run #	1	Front Tyre	Slick-Hard	Rear Tyre	Slick-Medium		
21	3'40.089	18.000	32.618	20.776	31.226	208.8			New Tyre		New Tyre			
22	1'38.918	16.564	31.409	20.187	30.758	349.5	1	2'17.010	18.314	34.021	21.358	31.935	231.7	
23	1'45.212 *	17.440*	35.215	20.790	31.767	348.3	2	1'41.627	17.014	32.068	20.897	31.648	347.2	
24	1'49.034 *	18.522*	35.268	21.117	34.127	351.7	3	1'42.214	16.743	32.106	21.836	31.529	346.1	
2nd	72	Marco BEZZECCHI DUCATI ITA						4	1'40.657	16.742	31.773	20.811	31.331	349.5
		Pertamina Enduro VR46 Racing Team						5	1'42.527 *	16.733*	32.872*	21.284	31.638	352.9
		Runs=4 Total laps=26 Full laps=19 Valid laps=17						6	1'40.485	16.781	31.823	20.617	31.264	349.5
Run #	1	Front Tyre	Slick-Hard	Rear Tyre	Slick-Soft		7	1'40.408	16.628	31.829	20.612	31.339	350.6	
		New Tyre		New Tyre			8	1'55.349 P	17.690*	34.683	21.522	41.454	351.7	
1	2'05.726	20.847	34.765	22.017	37.211	213.4	Run #	2	Front Tyre	Slick-Hard	Rear Tyre	Slick-Medium		
2	1'42.602	17.392	32.364	21.555	31.291	343.9			8 Laps at start		8 Laps at start			
3	1'40.242	16.897	31.703	20.543	31.099	346.1	9	13'29.988	19.657	33.507	21.130	31.915	207.2	
4	1'39.829	16.802	31.443	20.611	30.973	345.0								
Fastest Lap:	Francesco BAGNAIA	Ducati Lenovo Team	ITA	1'38.918	16.564	31.409	20.187	30.758						

These data/results cannot be reproduced, stored and/or transmitted in whole or in part by any manner of electronic, mechanical, photocopying, recording, broadcasting or otherwise now known or herein after developed without the previous express consent by the copyright owner, except for reproduction in daily press and regular printed publications on sale to the public within 60 days of the event related to those data/results and always provided that copyright symbol appears together as follows below.
© DORNA, 2024

Practice

MotoGP

Lap	Lap Time	T1	T2	T3	T4	Speed
10	1'41.416	17.063	32.071	20.809	31.473	349.5
11	1'40.816	16.775	31.902	20.703	31.436	347.2
12	1'41.196	16.876	31.971	20.774	31.575	351.7
13	1'40.992	16.759	31.956	20.766	31.511	347.2
14	1'56.385 P	17.790*	34.625	22.382	41.588	342.8
Run # 3	Front Tyre	Slick-Hard	Rear Tyre	Slick-Soft		
		New Tyre		New Tyre		
15	8'37.676	18.710	32.973	20.873	31.693	217.7
16	1'39.914	16.621	31.663	20.463	31.167	350.6
17	1'39.644	16.562	31.534	20.400	31.148	350.6
18	1'51.843 P	17.158*	32.960	20.822	40.903	348.3
Run # 4	Front Tyre	Slick-Soft	Rear Tyre	Slick-Soft		
		New Tyre		New Tyre		
19	5'12.134	18.033	32.444	20.830	31.327	215.5
20	1'39.568	16.640	31.374	20.524	31.030	349.5
21	1'39.025	16.459	31.290	20.277	30.999	348.3
22	1'52.832 *	21.306*	35.514	22.627	33.385	319.5

4th	5	Johann ZARCO	HONDA	FRA		
		CASTROL Honda LCR				
		Runs=5 Total laps=24 Full laps=15 Valid laps=11				
Run # 1	Front Tyre	Slick-Medium	Rear Tyre	Slick-Medium		
		New Tyre		New Tyre		
1	2'03.393	19.987	34.128	22.098	33.559	219.9
2	1'41.583 *	17.105	32.187	20.843*	31.448	343.9
3	1'40.832	16.956	31.872	20.627	31.377	342.8
4	1'40.564	16.833	31.905	20.607	31.219	342.8
5	1'48.811 *	18.103*	35.485*	23.596	31.627	342.8
6	1'40.372	16.899	31.742	20.557	31.174	349.5
7	1'50.955 P	17.023	31.980	20.875	41.077	340.6
Run # 2	Front Tyre	Slick-Hard	Rear Tyre	Slick-Medium		
		New Tyre		7 Laps at start		
8	8'04.321	18.788	34.031	21.467	32.215	220.8
9	1'42.351	17.212	32.452	20.963	31.724	341.7
10	1'41.549	16.916	32.130	20.876	31.627	342.8
11	1'45.217	16.867	32.171	20.835	35.344	341.7
12	1'52.085 P	16.992	32.362	21.025	41.706	343.9
Run # 3	Front Tyre	Slick-Hard	Rear Tyre	Slick-Soft		
				New Tyre		
13	8'02.762	18.304	32.951	21.046	31.669	224.0
14	1'40.282	16.784	31.767	20.540	31.191	342.8
15	1'40.326	16.748	31.689	20.710	31.179	342.8
16	1'53.157 P	16.841	31.942	20.812	43.562	342.8
Run # 4	Front Tyre	Slick-Medium	Rear Tyre	Slick-Soft		
		New Tyre		New Tyre		
17	6'32.318	19.070	32.670	21.138	31.551	208.4
18	1'40.316	16.924	31.911	20.573	30.908	347.2
19	1'39.197	16.559	31.369	20.390	30.879	351.7
20	1'53.404 P	17.556	33.361	21.185	41.302	340.6
Run # 5	Front Tyre	Slick-Medium	Rear Tyre	Slick-Soft		
				New Tyre		
21	3'39.922	17.523	32.316	20.814	31.146	226.8
22	1'39.585	16.702	31.565	20.461	30.857	343.9
23	1'44.622 *	17.126	34.984	20.682	31.830	348.3
24	1'43.447 *	16.626	31.415	22.845	32.561	350.6

5th	89	Jorge MARTIN	DUCATI	SPA		
		Prima Pramac Racing				
		Runs=5 Total laps=25 Full laps=16 Valid laps=13				
Run # 1	Front Tyre	Slick-Hard	Rear Tyre	Slick-Soft		
		New Tyre		New Tyre		
1	2'18.289	19.115	34.471	21.722	32.136	208.0
2	1'40.934	16.914	31.855	20.722	31.443	348.3
3	1'40.483	16.716	31.795	20.595	31.377	347.2
4	1'43.262 *	16.689	32.851	22.326*	31.396	354.0
5	1'50.971 P	16.912*	31.823*	20.656	41.580	350.6
Run # 2	Front Tyre	Slick-Medium	Rear Tyre	Slick-Soft		
		New Tyre		5 Laps at start		
6	7'36.035	18.279	32.602	20.768	31.439	225.4
7	1'40.865	16.940	31.974	20.658	31.293	345.0
8	1'40.338 *	16.728	31.750	20.569*	31.291	343.9
9	1'40.305	16.673	31.818	20.546	31.268	345.0
10	1'51.385 P	16.777	32.469	21.057	41.082	346.1
Run # 3	Front Tyre	Slick-Medium	Rear Tyre	Slick-Hard		
				New Tyre		
11	6'28.336	19.811	34.530	21.305	31.760	218.1
12	1'41.057	16.862	32.141	20.709	31.345	347.2
13	1'40.504	16.778	31.893	20.510	31.323	345.0
14	1'40.236	16.690	31.786	20.497	31.263	345.0
15	1'40.464	16.585	31.811	20.507	31.561	346.1
16	1'50.700 P	16.698	31.790	20.530	41.682	346.1
Run # 4	Front Tyre	Slick-Soft	Rear Tyre	Slick-Soft		
		New Tyre		New Tyre		
17	6'25.824	17.203	33.475	21.077	31.949	243.7
18	1'39.652	16.641	31.604	20.434	30.973	349.5
19	1'39.214	16.518	31.395	20.336	30.965	349.5
20	1'52.465 P	16.985*	32.727	20.920	41.833	350.6
Run # 5	Front Tyre	Slick-Soft	Rear Tyre	Slick-Soft		
				New Tyre		
21	3'52.599	24.387	33.616	21.894	31.311	188.4
22	1'42.804	16.687	32.661	21.896	31.560	349.5
23	1'44.424	16.511	34.314	21.952	31.647	350.6
24	1'44.101 *	17.912*	33.220	21.110	31.859	348.3
25	1'40.215	16.639	31.678	20.556	31.342	348.3

6th	12	Maverick VIÑALES	APRILIA	SPA		
		Aprilia Racing				
		Runs=5 Total laps=24 Full laps=15 Valid laps=13				
Run # 1	Front Tyre	Slick-Medium	Rear Tyre	Slick-Medium		
		New Tyre		New Tyre		
1	1'52.654	19.350	33.737	21.317	31.980	212.1
2	1'41.745	17.215	32.333	20.754	31.443	342.8
3	1'40.764	16.927	31.834	20.708	31.295	342.8
4	1'40.408	16.798	31.732	20.676	31.202	342.8
5	1'41.426	16.662	32.277	21.007	31.480	342.8
6	1'40.712	16.751	32.031	20.603	31.327	341.7
7	1'40.309	16.693	31.789	20.553	31.274	342.8
8	1'40.374	16.651	31.857	20.586	31.280	341.7
9	1'54.342 P	17.621	33.318	21.244	42.159	343.9

Fastest Lap:	Francesco BAGNAIA	Ducati Lenovo Team	ITA	1'38.918	16.564	31.409	20.187	30.758
---------------------	-------------------	--------------------	-----	-----------------	--------	--------	--------	--------

These data/results cannot be reproduced, stored and/or transmitted in whole or in part by any manner of electronic, mechanical, photocopying, recording, broadcasting or otherwise now known or herein after developed without the previous express consent by the copyright owner, except for reproduction in daily press and regular printed publications on sale to the public within 60 days of the event related to those data/results and always provided that copyright symbol appears together as follows below.
© DORNA, 2024



Practice

MotoGP

Lap	Lap Time	T1	T2	T3	T4	Speed	Lap	Lap Time	T1	T2	T3	T4	Speed
Run # 2	<i>Front Tyre</i>	Slick-Hard	<i>Rear Tyre</i>	Slick-Medium									
		New Tyre		9 Laps at start									
10	7'18.601	19.180	32.976	21.314	32.527	212.5	22	3'45.739	19.680	32.780	20.809	31.308	192.1
11	1'41.758	17.067	32.138	20.911	31.642	343.9	23	1'39.978	16.697	31.637	20.413	31.231	345.0
12	1'42.439	16.895	32.101	20.685	32.758	345.0	24	1'40.476 *	16.569	31.436	20.475*	31.996*	346.1
13	1'52.414 P	17.200	32.147	20.689	42.378	352.9	25	1'39.610 *	16.597	31.508	20.362	31.143*	348.3
Run # 3	<i>Front Tyre</i>	Slick-Medium	<i>Rear Tyre</i>	Slick-Soft									
		New Tyre		New Tyre									
14	8'32.969	18.801	32.520	20.982	31.740	215.5							
15	1'40.237	16.908	31.677	20.467	31.185	345.0							
16	1'39.958	16.626	31.558	20.481	31.293	342.8							
17	1'53.137 P	17.409	33.123	21.137	41.468	339.6							
Run # 4	<i>Front Tyre</i>	Slick-Soft	<i>Rear Tyre</i>	Slick-Soft									
		New Tyre		New Tyre									
18	4'51.696	18.399	32.625	21.084	31.520	196.3							
19	1'39.544	16.736	31.487	20.335	30.986	343.9							
20	1'39.224	16.493	31.427	20.387	30.917	345.0							
21	1'52.535 P	17.188	32.696	21.249	41.402	343.9							
Run # 5	<i>Front Tyre</i>	Slick-Medium	<i>Rear Tyre</i>	Slick-Soft									
		4 Laps at start		New Tyre									
22	6'09.418	18.182	32.366	20.892	31.374	217.7							
23	1'40.375 *	16.691	31.417*	20.805	31.462	347.2							
24	1'42.695 *	16.516	31.562	22.047*	32.570*	347.2							
Run # 1	<i>Front Tyre</i>	Slick-Medium	<i>Rear Tyre</i>	Slick-Soft									
		New Tyre		New Tyre									
1	2'04.907	19.565	34.858	21.664	32.246	216.0							
2	1'42.034	17.368	32.418	20.804	31.444	337.5							
3	1'40.506	16.897	31.831	20.533	31.245	347.2							
4	1'39.986	16.735	31.641	20.503	31.107	343.9							
5	1'45.337 *	17.183*	35.281*	21.421	31.452	345.0							
6	1'40.064	16.774	31.658	20.536	31.096	343.9							
7	1'42.090	17.257	32.250	21.152	31.431	346.1							
8	1'41.288	16.904	31.870	20.760	31.754	343.9							
9	1'40.725	16.807	31.825	20.671	31.422	342.8							
10	1'54.437 P	17.660*	33.839	21.493	41.445	340.6							
Run # 2	<i>Front Tyre</i>	Slick-Medium	<i>Rear Tyre</i>	Slick-Soft									
		10 Laps at start		10 Laps at start									
11	10'30.641	19.745	33.878	21.383	32.103	190.1							
12	1'42.903	17.023	32.330	21.701	31.849	342.8							
13	1'42.647	17.834	32.467	20.851	31.495	342.8							
14	1'41.394	16.913	32.128	20.692	31.661	343.9							
15	1'41.272	16.881	32.036	20.824	31.531	341.7							
16	1'41.386	16.857	32.165	20.718	31.646	342.8							
17	1'55.306 P	17.557	33.850	21.812	42.087	341.7							
Run # 3	<i>Front Tyre</i>	Slick-Soft	<i>Rear Tyre</i>	Slick-Soft									
		New Tyre		New Tyre									
18	8'53.332	19.314	33.284	20.850	31.559	220.4							
19	1'39.760	16.748	31.608	20.458	30.946	345.0							
20	1'39.295	16.559	31.453	20.376	30.907	347.2							
21	1'53.138 P	16.476*	34.064	21.174	41.424	346.1							
Run # 4	<i>Front Tyre</i>	Slick-Soft	<i>Rear Tyre</i>	Slick-Soft									
		New Tyre		New Tyre									
15	11'52.496	19.112	33.299	20.968	31.497	227.3							
16	1'40.154	17.252	31.602	20.282	31.018	350.6							
17	1'39.608	16.607	31.472	20.426	31.103	348.3							
18	1'52.650 P	16.454*	33.955	20.961	41.280	346.1							
Run # 5	<i>Front Tyre</i>	Slick-Soft	<i>Rear Tyre</i>	Slick-Soft									
		4 Laps at start		New Tyre									
19	3'40.681	17.393	32.522	20.791	31.174	232.7							
20	1'39.361	16.584	31.402	20.325	31.050	346.1							
21	1'54.573 *	16.840	39.081	23.855*	34.797*	347.2							
22	1'48.829	17.189	34.773	22.753	34.114	346.1							
Run # 1	<i>Front Tyre</i>	Slick-Medium	<i>Rear Tyre</i>	Slick-Soft									
		New Tyre		New Tyre									
1	2'11.914	20.624	36.215	21.793	33.891	220.4							
2	1'44.964 *	17.473	32.998	21.278*	33.215	348.3							
3	1'40.586	16.820	31.835	20.569	31.362	350.6							
4	1'39.988	16.689	31.591	20.533	31.175	351.7							
5	1'40.685 *	17.025*	31.748*	20.594	31.318	343.9							
6	1'41.631	16.701	31.980	20.782	32.168	354.0							
7	1'40.422	16.719	31.751	20.576	31.376	352.9							
8	1'40.186	16.633	31.731	20.496	31.326	351.7							

8th 93 Marc MARQUEZ DUCATI SPA
Gresini Racing MotoGP

Runs=5 Total laps=22 Full laps=13 Valid laps=12

7th 73 Alex MARQUEZ DUCATI SPA
Gresini Racing MotoGP

Runs=4 Total laps=25 Full laps=18 Valid laps=15

9th 31 Pedro ACOSTA KTM SPA
Red Bull GASGAS Tech3

Runs=4 Total laps=24 Full laps=17 Valid laps=13

Fastest Lap: Francesco BAGNAIA Ducati Lenovo Team ITA **1'38.918** 16.564 31.409 20.187 30.758

These data/results cannot be reproduced, stored and/or transmitted in whole or in part by any manner of electronic, mechanical, photocopying, recording, broadcasting or otherwise now known or herein after developed without the previous express consent by the copyright owner, except for reproduction in daily press and regular printed publications on sale to the public within 60 days of the event related to those data/results and always provided that copyright symbol appears together as follows below.
© DORNA, 2024



Practice

MotoGP

Lap	Lap Time	T1	T2	T3	T4	Speed	Lap	Lap Time	T1	T2	T3	T4	Speed
9	1'54.234 P	16.794*	34.297	21.119	42.024	351.7	20	1'39.604	16.701	31.489	20.400	31.014	343.9
Run # 2	Front Tyre	Slick-Hard	Rear Tyre	Slick-Medium	New Tyre		21	1'39.467	16.622	31.432	20.404	31.009	346.1
10	11'31.129	19.961	36.085	21.591	32.415	193.5	22	1'39.616	16.662	31.456	20.447	31.051	348.3
11	1'41.746	17.153	32.226	20.873	31.494	355.2	23	1'40.666 *	16.511	31.667	20.426*	32.062*	349.5
12	1'40.555	16.650	31.945	20.572	31.388	352.9	11th 43 Jack MILLER KTM AUS						
13	1'40.329	16.551	31.878	20.552	31.348	351.7	Red Bull KTM Factory Racing						
14	1'43.828 *	16.548	34.437	21.198	31.645*	352.9	Runs=4 Total laps=24 Full laps=17 Valid laps=14						
15	1'40.787	16.731	31.928	20.554	31.574	350.6	Run # 1	Front Tyre	Slick-Hard	Rear Tyre	Slick-Soft	New Tyre	
16	1'54.231 P	16.567*	34.623	21.536*	41.505	348.3	1	2'14.104	19.692	34.304	21.585	32.896	219.9
Run # 3	Front Tyre	Slick-Medium	Rear Tyre	Slick-Soft	New Tyre		2	1'44.127	17.176	32.109	20.863	33.979	345.0
17	8'27.730 *	17.966	33.622	21.070*	32.045	224.0	3	1'41.250	16.914	32.090	20.598	31.648	351.7
18	1'39.950	16.729	31.748	20.380	31.093	348.3	4	1'40.757	16.805	31.859	20.642	31.451	350.6
19	1'39.418	16.538	31.545	20.296	31.039	348.3	5	1'45.444 *	17.838*	35.257*	20.811	31.538	341.7
20	1'50.607 P	16.046*	32.398	21.072	41.091	348.3	6	1'40.965	16.847	31.886	20.689	31.543	349.5
Run # 4	Front Tyre	Slick-Medium	Rear Tyre	Slick-Soft	New Tyre		7	2'00.396 P	17.043	35.090	25.769	42.494	345.0
21	4'50.250	17.909	32.841	20.855	31.534	226.8	Run # 2	Front Tyre	Slick-Hard	Rear Tyre	Slick-Soft	New Tyre	
22	1'39.466	16.664	31.493	20.349	30.960	356.4	8	9'19.590	19.614	33.904	21.218	32.801	213.4
23	1'39.601 *	16.521	31.487	20.496	31.097	356.4	9	1'42.754	17.460	32.437	21.045	31.812	340.6
24	2'03.570	16.387	31.594	20.372	55.217	354.0	10	1'41.761	17.019	32.266	20.776	31.700	341.7
10th 23 Enea BASTIANINI DUCATI ITA							11	1'41.418	16.867	32.132	20.803	31.616	342.8
Ducati Lenovo Team							12	1'42.060	16.954	32.074	20.755	32.277	343.9
Runs=5 Total laps=23 Full laps=14 Valid laps=11							13	1'41.575	16.884	32.179	20.796	31.716	343.9
Run # 1	Front Tyre	Slick-Medium	Rear Tyre	Slick-Soft	New Tyre		14	1'41.828	16.912	32.205	20.943	31.768	343.9
1	2'18.802	19.530	34.514	21.918	32.447	216.4	15	2'02.080 P	18.631*	35.537	23.837	44.075	343.9
2	1'41.626	17.109	32.151	20.768	31.598	350.6	Run # 3	Front Tyre	Slick-Medium	Rear Tyre	Slick-Soft	New Tyre	
3	1'40.783	16.867	31.845	20.644	31.427	349.5	16	9'32.446	18.853	33.148	21.144	31.636	218.6
4	1'40.580 *	16.727	31.810	20.658	31.385*	348.3	17	1'40.098	16.834	31.636	20.451	31.177	348.3
5	1'43.279 *	16.990*	33.870*	20.793	31.626	347.2	18	1'40.068	16.710	31.627	20.449	31.282	347.2
6	1'51.295 P	16.808	32.020	20.621	41.846	348.3	19	2'05.816 P	19.764*	41.880	21.745	42.427	342.8
Run # 2	Front Tyre	Slick-Hard	Rear Tyre	Slick-Medium	New Tyre		Run # 4	Front Tyre	Slick-Medium	Rear Tyre	Slick-Soft	New Tyre	
7	8'16.191	19.470	33.476	21.135	31.939	198.1	20	4'35.884	18.659	32.671	22.686	31.957	213.4
8	1'41.401	16.961	32.140	20.676	31.624	343.9	21	1'39.645	16.741	31.456	20.372	31.076	345.0
9	1'40.965	16.806	31.920	20.729	31.510	343.9	22	1'39.488	16.625	31.394	20.372	31.097	346.1
10	1'42.053	16.838	32.239	21.157	31.819	346.1	23	1'51.279 *	18.748*	36.741	21.793	33.997	347.2
11	1'40.938	16.826	31.975	20.681	31.456	345.0	24	1'54.714 *	18.442*	38.792	23.347	34.133	313.9
12	1'52.274 P	17.051	32.787	20.943	41.493	346.1	12th 30 Takaaki NAKAGAMI HONDA JPN						
Run # 3	Front Tyre	Slick-Hard	Rear Tyre	Slick-Medium	New Tyre		IDEMITSU Honda LCR						
13	6'48.953	18.871	32.876	20.979	31.930	206.5	Runs=5 Total laps=22 Full laps=13 Valid laps=12						
14	1'41.589	16.961	32.138	20.808	31.682	343.9	Run # 1	Front Tyre	Slick-Soft	Rear Tyre	Slick-Medium	New Tyre	
15	1'50.878 P	16.813	32.072	20.714	41.279	343.9	11 Laps at start						
Run # 4	Front Tyre	Slick-Medium	Rear Tyre	Slick-Soft	New Tyre		1	2'23.151	19.814	34.581	21.597	32.259	210.1
16	6'34.067	19.048	32.745	20.950	31.785	209.3	2	1'42.149	17.329	32.429	20.920	31.471	340.6
17	1'39.847	16.739	31.549	20.422	31.137	346.1	3	1'41.194	17.034	31.863	20.640	31.657	339.6
18	1'51.283 P	16.726	31.662	21.070	41.825	346.1	4	1'41.911	16.905	31.797	20.596	32.613	339.6
Run # 5	Front Tyre	Slick-Medium	Rear Tyre	Slick-Soft	New Tyre		5	1'55.356 P	17.438*	35.324*	21.104	41.490	338.5
19	5'36.823	18.442	32.244	21.868	31.629	219.0	Run # 2	Front Tyre	Slick-Hard	Rear Tyre	Slick-Medium	New Tyre	
3 Laps at start							6	8'43.405	19.495	34.505	21.571	32.444	197.8
5 Laps at start							7	1'42.924	17.267	32.740	20.980	31.937	337.5
5 Laps at start							8	1'42.415	17.132	32.209	20.860	32.214	339.6

Fastest Lap: Francesco BAGNAIA Ducati Lenovo Team ITA **1'38.918** 16.564 31.409 20.187 30.758

These data/results cannot be reproduced, stored and/or transmitted in whole or in part by any manner of electronic, mechanical, photocopying, recording, broadcasting or otherwise now known or herein after developed without the previous express consent by the copyright owner, except for reproduction in daily press and regular printed publications on sale to the public within 60 days of the event related to those data/results and always provided that copyright symbol appears together as follows below.
© DORNA, 2024

Practice

MotoGP

Lap	Lap Time	T1	T2	T3	T4	Speed	Lap	Lap Time	T1	T2	T3	T4	Speed								
9	1'41.240	17.004	31.930	20.764	31.542	338.5	24	1'39.791	16.639	31.510	20.529	31.113	349.5								
10	1'55.885 P	17.157*	35.141	21.729	41.858	340.6	25	1'39.588 *	16.627	31.468	20.461*	31.032*	343.9								
Run # 3	Front Tyre Slick-Soft	Rear Tyre Slick-Soft																			
7 Laps at start				New Tyre																	
11	7'29.308	21.892	34.937	22.518	32.324	192.5	14th 42 Alex RINS						YAMAHA	SPA							
12	1'42.319	17.358	32.239	20.891	31.831	343.9	Monster Energy Yamaha MotoGP Team														
13	1'40.642	16.940	31.749	20.598	31.355	340.6	Runs=4 Total laps=23 Full laps=16 Valid laps=13														
14	1'53.831 P	16.825*	34.245	21.277	41.484	340.6	Run # 1	Front Tyre Slick-Medium	Rear Tyre Slick-Soft												
Run # 4				Front Tyre Slick-Soft		Rear Tyre Slick-Soft															
New Tyre				New Tyre																	
15	7'00.945	19.638	34.281	22.845	32.234	194.2	1	2'04.850	20.015	35.685	22.285	34.917	220.8								
16	1'41.819	17.151	32.475	20.824	31.369	342.8	2	1'47.492 *	19.904*	34.351	21.332	31.905	342.8								
17	1'39.880	16.774	31.584	20.492	31.030	340.6	3	1'41.812	17.061	32.269	20.882	31.600	347.2								
18	1'52.963 P	16.747*	34.047	20.988	41.181	340.6	4	1'50.258	16.959	32.137	20.813	40.349	348.3								
Run # 5				Front Tyre Slick-Soft		Rear Tyre Slick-Soft															
4 Laps at start				New Tyre																	
19	4'49.620	19.730	34.933	22.961	32.641	196.3	5	1'41.711 *	17.065*	32.193*	20.646	31.807	346.1								
20	1'43.268	17.409	33.185	21.047	31.627	341.7	6	1'40.761	16.876	31.822	20.687	31.376	347.2								
21	1'39.756	16.718	31.523	20.414	31.101	341.7	7	1'41.514	17.011	32.099	20.815	31.589	348.3								
22	1'44.569 *	16.759	31.543	20.610*	35.657*	340.6	8	1'41.218	16.813	32.095	20.745	31.565	343.9								
13th 20 Fabio QUARTARARO				YAMAHA		FRA	Run # 2						Front Tyre Slick-Medium	Rear Tyre Slick-Medium							
Monster Energy Yamaha MotoGP Team													9 Laps at start		New Tyre						
Runs=4 Total laps=26 Full laps=19 Valid laps=17																					
Run # 1	Front Tyre Slick-Hard	Rear Tyre Slick-Medium																			
New Tyre				7 Laps at start																	
1	2'29.899	19.553	35.165	21.825	33.064	229.2	10	8'43.774	20.166	34.412	21.444	32.521	217.3								
2	1'43.096	17.290	32.738	21.071	31.997	342.8	11	1'41.859	17.084	32.309	20.764	31.702	340.6								
3	1'43.867	18.531	32.558	20.966	31.812	343.9	12	1'41.745	17.050	32.248	20.701	31.746	339.6								
4	1'41.857	17.177	32.190	20.803	31.687	335.4	13	1'41.711	16.995	32.243	20.777	31.696	341.7								
5	1'41.659 *	17.007*	32.217*	20.834	31.601	335.4	14	1'41.742	16.941	32.330	20.748	31.723	341.7								
6	1'41.523	16.904	32.128	20.821	31.670	337.5	15	1'54.762 P	16.885	32.267	23.094*	42.516	340.6								
7	1'41.432	16.871	32.103	20.757	31.701	335.4	Run # 3						Front Tyre Slick-Medium	Rear Tyre Slick-Soft							
8	1'54.355 P	17.335	33.488*	21.469*	42.063	336.4							9 Laps at start		New Tyre						
Run # 2				Front Tyre Slick-Hard		Rear Tyre Slick-Soft															
8 Laps at start				New Tyre																	
9	8'01.978	19.696	33.596	21.194	31.921	201.8	16	11'37.871	18.274	33.659	21.119	32.476	219.9								
10	1'41.101	16.917	32.021	20.634	31.529	341.7	17	1'40.614	16.850	31.759	20.613	31.392	349.5								
11	1'40.907	16.887	31.858	20.854	31.308	335.4	18	1'40.258	16.728	31.691	20.513	31.326	343.9								
12	1'57.320	27.885	36.641	21.055	31.739	346.1	19	1'52.679 P	17.300*	33.410	21.007	40.962	342.8								
13	1'40.900	16.788	31.846	20.794	31.472	343.9	Run # 4						Front Tyre Slick-Medium	Rear Tyre Slick-Soft							
14	1'40.605	16.838	31.881	20.598	31.288	340.6							4 Laps at start		New Tyre						
15	1'40.807	16.704	31.917	20.790	31.396	341.7	20	5'08.320	18.177	32.415	20.716	31.406	222.6								
16	1'40.754	16.735	31.823	20.797	31.399	339.6	21	1'39.840	16.767	31.510	20.459	31.104	346.1								
17	1'55.905 P	18.875*	33.781	21.205	42.044	342.8	22	1'39.794	16.678	31.456	20.508	31.152	343.9								
Run # 3				Front Tyre Slick-Hard		Rear Tyre Slick-Soft															
New Tyre				New Tyre																	
18	9'47.050 *	18.859	33.309	20.890*	31.879	228.8	23	1'51.963 *	17.822*	38.205	22.840	33.096	331.2								
19	1'40.643	16.896	31.891	20.583	31.273	338.5	15th 21 Franco MORBIDELLI						DUCATI	ITA							
20	1'40.194	16.737	31.679	20.539	31.239	338.5	Prima Pramac Racing						Runs=4 Total laps=20 Full laps=13 Valid laps=14								
21	1'40.126	16.647	31.727	20.617	31.135	339.6	Run # 1	Front Tyre Slick-Hard	Rear Tyre Slick-Soft												
22	1'51.602 P	17.008	32.592	21.089	40.913	337.5							New Tyre		New Tyre						
Run # 4				Front Tyre Slick-Hard		Rear Tyre Slick-Soft															
5 Laps at start				New Tyre																	
23	2'56.675	17.663	32.415	20.781	31.266	236.8	1	1'54.675	20.230	34.147	21.422	32.081	197.4								
												2	1'41.719	17.331	32.111	20.703	31.574	343.9			
												3	1'40.578	16.875	31.728	20.688	31.287	346.1			
												4	1'40.324	16.734	31.731	20.674	31.185	345.0			
												unfinished						346.1			
												Run # 2						Front Tyre Slick-Soft	Rear Tyre Slick-Medium		
																		New Tyre		New Tyre	
												5	1'49.074 *	20.249*	34.450	21.465	32.910	175.6			
												6	1'42.397	17.187	32.378	21.002	31.830	348.3			
												7	1'41.519	17.063	32.148	20.742	31.566	346.1			
												8	1'41.221	16.957	32.024	20.684	31.556	346.1			
												9	1'41.276	16.821	32.065	20.762	31.628	347.2			

Fastest Lap: Francesco BAGNAIA Ducati Lenovo Team ITA 1'38.918 16.564 31.409 20.187 30.758

These data/results cannot be reproduced, stored and/or transmitted in whole or in part by any manner of electronic, mechanical, photocopying, recording, broadcasting or otherwise now known or herein after developed without the previous express consent by the copyright owner, except for reproduction in daily press and regular printed publications on sale to the public within 60 days of the event related to those data/results and always provided that copyright symbol appears together as follows below.
© DORNA, 2024

Practice

MotoGP

Lap	Lap Time	T1	T2	T3	T4	Speed	Lap	Lap Time	T1	T2	T3	T4	Speed
10	1'59.155 P	16.914	35.971	23.529	42.741	347.2	Run # 1	Front Tyre Slick-Hard	Rear Tyre Slick-Soft				
	Run # 3	Front Tyre Slick-Medium		Rear Tyre Slick-Soft				New Tyre		New Tyre			
11	13'32.317	19.366	32.976	21.049	31.757	220.4	1	2'06.830	20.006	34.933	21.811	32.717	189.1
12	1'40.937	16.992	31.940	20.626	31.379	347.2	2	1'42.778	17.348	32.316	21.057	32.057	334.3
13	1'42.761	16.758	31.862	<u>20.416</u>	33.725	346.1	3	1'41.197	16.733	32.115	20.822	31.527	355.2
14	1'40.284	16.787	31.666	20.575	31.256	347.2	4	1'40.321	16.716	31.700	20.580	31.325	351.7
15	1'58.453 P	17.661*	37.860	20.897	42.035	345.0	5	1'42.753 *	17.464*	32.700*	21.008	31.581	349.5
	Run # 4	Front Tyre Slick-Medium		Rear Tyre Slick-Soft			6	1'41.055	16.939	31.920	20.736	31.460	351.7
	5 Laps at start		New Tyre				7	1'40.717	16.729	31.881	20.659	31.448	352.9
16	3'03.500	17.970	32.146	20.917	32.264	229.7	8	1'45.271	16.914	31.973	20.642	35.742	352.9
17	1'39.997	16.737	31.566	20.489	31.205	<u>349.5</u>	9	1'41.094	16.694	32.027	20.769	31.604	355.2
18	<u>1'39.810</u>	16.721	31.506	20.472	<u>31.111</u>	349.5	10	1'56.951 P	18.245*	34.479	21.294	42.933	349.5
19	1'39.894	<u>16.619</u>	<u>31.493</u>	20.433	31.349	348.3		Run # 2	Front Tyre Slick-Hard		Rear Tyre Slick-Soft		
20	2'03.715 *	21.571*	44.935	23.067	34.142	295.0		10 Laps at start				10 Laps at start	

16th 10 Luca MARINI HONDA ITA
 Repsol Honda Team
 Runs=5 Total laps=23 Full laps=14 Valid laps=13

Run #	Front Tyre	Slick-Hard	Rear Tyre	Slick-Medium	Slick-Soft	Speed
Run # 1	New Tyre		New Tyre			
1	2'04.028	21.673	36.009	22.072	34.448	191.1
2	1'42.370	17.304	32.425	20.921	31.720	342.8
3	1'48.700	17.032	35.467	21.235	34.966	343.9
4	1'42.857	17.120	32.306	21.080	32.351	342.8
5	1'53.087 P	16.958*	32.107*	20.774	43.248	346.1
	Run # 2	Front Tyre Slick-Medium		Rear Tyre Slick-Medium		
	New Tyre		5 Laps at start			
6	6'55.995	19.062	33.501	21.613	32.056	200.7
7	1'42.218	17.211	32.304	20.956	31.747	339.6
8	1'41.564	16.949	32.128	20.888	31.599	340.6
9	1'41.536	16.955	32.138	20.814	31.629	340.6
10	1'41.115	16.855	31.996	20.797	31.467	343.9
11	1'56.628 P	17.475*	34.927	22.078	42.148	348.3
	Run # 3	Front Tyre Slick-Medium		Rear Tyre Slick-Soft		
	6 Laps at start		New Tyre			
12	7'30.323	21.130	33.114	21.252	31.690	164.3
13	1'40.919	16.841	31.914	20.790	31.374	343.9
14	1'40.755	16.753	31.935	20.627	31.440	340.6
15	1'40.797	16.795	31.847	20.784	31.371	342.8
16	1'56.401 P	17.529*	33.990	21.809	43.073	341.7
	Run # 4	Front Tyre Slick-Hard		Rear Tyre Slick-Soft		
	5 Laps at start		New Tyre			
17	8'02.964	18.795	32.605	20.986	31.527	225.4
18	1'40.363	16.767	31.762	20.652	31.182	348.3
19	1'52.378 P	16.692	31.747	20.858	43.081	348.3
	Run # 5	Front Tyre Slick-Hard		Rear Tyre Slick-Soft		
	8 Laps at start		New Tyre			
20	5'20.464	17.644	32.377	20.937	31.320	233.7
21	<u>1'39.994</u>	16.717	<u>31.548</u>	<u>20.603</u>	<u>31.126</u>	<u>351.7</u>
22	1'40.037 *	16.652	31.598	20.617	31.170	349.5
23	1'40.657	<u>16.651</u>	31.786	20.763	31.457	347.2

17th 33 Brad BINDER KTM RSA
 Red Bull KTM Factory Racing
 Runs=4 Total laps=24 Full laps=17 Valid laps=13

Run #	Front Tyre	Slick-Hard	Rear Tyre	Slick-Soft	Slick-Medium	Speed
Run # 1	New Tyre		New Tyre			
17	9'05.980	22.044	33.758	21.409	32.911	150.4
18	1'41.051	17.008	31.995	20.597	31.451	350.6
19	<u>1'40.014</u>	16.550	31.684	20.488	<u>31.292</u>	351.7
20	1'57.244 P	18.393*	34.686	20.821	43.344	349.5
	Run # 4	Front Tyre Slick-Medium		Rear Tyre Slick-Soft		
	New Tyre		New Tyre			
21	7'08.042	20.236	33.469	21.326	32.030	172.2
22	1'53.864	17.181	35.871	21.527	39.285	351.7
23	1'40.439 *	16.882	31.438	20.435	31.684	355.2
24	1'39.487 *	<u>16.535</u>	<u>31.349</u>	<u>20.420</u>	31.183*	<u>356.4</u>

18th 36 Joan MIR HONDA SPA
 Repsol Honda Team
 Runs=4 Total laps=23 Full laps=16 Valid laps=14

Run #	Front Tyre	Slick-Hard	Rear Tyre	Slick-Medium	Slick-Soft	Speed
Run # 1	New Tyre		New Tyre			
1	2'06.213	22.280	34.471	21.997	35.847	220.8
2	1'42.888	17.285	32.635	21.213	31.755	<u>350.6</u>
3	1'41.945	17.018	32.195	20.852	31.880	348.3
4	1'41.051	16.919	31.901	20.805	31.426	347.2
5	1'42.024 *	16.852*	32.595*	21.007	31.570	346.1
6	1'41.136	16.918	31.956	20.796	31.466	348.3
7	1'41.233	16.824	32.093	20.742	31.574	350.6
8	1'41.229	16.791	32.027	20.787	31.624	348.3
9	1'41.177	16.827	31.996	20.772	31.582	346.1
10	1'54.094 P	17.454*	33.630	21.333	41.677	343.9
	Run # 2	Front Tyre Slick-Soft		Rear Tyre Slick-Soft		
	New Tyre		New Tyre			
11	9'51.096	20.081	35.692	20.986	31.806	188.8
12	1'40.867	16.853	31.952	20.652	31.410	343.9
13	1'40.736	16.845	31.844	20.573	31.474	342.8
14	1'40.546	16.789	31.818	20.666	31.273	342.8
15	1'40.646	16.740	31.828	20.728	31.350	343.9

Fastest Lap: Francesco BAGNAIA Ducati Lenovo Team ITA **1'38.918** 16.564 31.409 20.187 30.758

These data/results cannot be reproduced, stored and/or transmitted in whole or in part by any manner of electronic, mechanical, photocopying, recording, broadcasting or otherwise now known or herein after developed without the previous express consent by the copyright owner, except for reproduction in daily press and regular printed publications on sale to the public within 60 days of the event related to those data/results and always provided that copyright symbol appears together as follows below.
 © DORNA, 2024



Practice

MotoGP

Lap	Lap Time	T1	T2	T3	T4	Speed	Lap	Lap Time	T1	T2	T3	T4	Speed
16	2'02.438 P	17.283	37.355	21.663	46.137	341.7	4	1'40.866 *	16.778	31.976	20.665	31.447*	351.7
Run # 3							Run # 2						
			Front Tyre Slick-Hard		Rear Tyre Slick-Soft					Front Tyre Slick-Medium		Rear Tyre Slick-Medium	
			New Tyre		New Tyre					7 Laps at start		New Tyre	
17	9'00.744	17.323	32.376	20.996	31.536	235.2	8	8'26.225	19.638	33.695	21.438	32.059	227.3
18	1'41.801	17.011	31.732	20.526	32.532	348.3	9	1'41.277	16.919	32.230	20.654	31.474	348.3
19	1'40.242	16.804	31.613	20.611	31.214	348.3	10	1'40.918	16.730	32.061	20.768	31.359	350.6
20	1'50.093 P	16.727	31.599	20.493	41.274	349.5	11	1'41.268	16.850	32.064	20.703	31.651	346.1
Run # 4							Run # 3						
			Front Tyre Slick-Hard		Rear Tyre Slick-Soft					Front Tyre Slick-Soft		Rear Tyre Slick-Soft	
			4 Laps at start		New Tyre					New Tyre		New Tyre	
21	3'52.200	19.777	33.472	21.850	31.653	228.3	15	9'54.503	20.278	33.250	21.258	31.942	226.4
22	1'42.583 *	16.806	31.683	22.651*	31.443	347.2	16	1'44.032 *	17.402*	33.432	21.204	31.994	349.5
23	1'40.125	16.683	31.619	20.649	31.174	350.6	17	1'41.042	16.849	32.076	20.651	31.466	349.5
unfinished							18						
			16.610		31.732					17.063		34.085	
			20.582		343.9					20.944		41.421	

19th 25 Raul FERNANDEZ APRILIA SPA
Trackhouse Racing

Runs=4 Total laps=22 Full laps=15 Valid laps=11

Run #	Front Tyre	Slick-Hard	Rear Tyre	Slick-Medium	Speed
		New Tyre		New Tyre	
1	2'41.852	19.776	34.178	21.672	32.269
2	1'41.855	17.188	32.476	20.834	31.357
3	1'42.006 *	16.770	32.041	21.626*	31.569
4	1'40.975	16.756	32.047	20.817	31.355
5	1'42.377 *	17.236*	32.463*	20.993	31.685
6	1'43.149	16.780	32.128	22.392	31.849
7	1'41.879	16.786	32.291	21.074	31.728
8	1'53.250 P	16.910	32.677*	21.344*	42.319

Run # 2 Front Tyre Slick-Hard Rear Tyre Slick-Soft
8 Laps at start New Tyre

9	9'38.606	20.187	33.105	21.108	31.753
10	1'41.456	16.928	32.162	20.937	31.429
11	1'40.857 *	16.690	32.019	20.754*	31.394
12	1'41.011	16.681	32.060	20.873	31.397
13	1'41.154	16.737	32.193	20.830	31.394
14	1'57.368 P	18.976*	34.258	21.907	42.227

Run # 3 Front Tyre Slick-Hard Rear Tyre Slick-Soft
New Tyre New Tyre

15	12'58.636 *	19.325	33.093	21.141	31.550*
16	1'40.442	16.789	31.824	20.695	31.134
17	1'40.139	16.605	31.767	20.707	31.060
18	1'53.149 P	17.306	32.839	21.257	41.747

Run # 4 Front Tyre Slick-Hard Rear Tyre Slick-Soft
4 Laps at start New Tyre

19	3'53.242	18.699	32.650	20.999	31.639
20	1'41.099	16.825	31.937	20.923	31.414
21	1'40.288	16.672	31.827	20.669	31.120
22	1'43.286 *	16.612	31.934	20.810*	33.930*

20th 88 Miguel OLIVEIRA APRILIA POR
Trackhouse Racing

Runs=4 Total laps=23 Full laps=15 Valid laps=11

Run #	Front Tyre	Slick-Medium	Rear Tyre	Slick-Soft	Speed
		New Tyre		New Tyre	
1	2'13.273	19.417	34.294	21.748	32.333
2	1'44.376	17.374	32.348	20.926	33.728
3	1'41.105	16.955	31.986	20.735	31.429

21st 37 Augusto FERNANDEZ KTM SPA
Red Bull GASGAS Tech3

Runs=4 Total laps=22 Full laps=15 Valid laps=12

Run #	Front Tyre	Slick-Hard	Rear Tyre	Slick-Medium	Speed
		New Tyre		New Tyre	
1	2'04.691	21.998	35.913	22.181	35.268
2	1'43.534	17.901	32.643	21.101	31.889
3	1'45.559	17.432	32.346	23.362	32.419
4	1'41.879	17.121	32.163	20.911	31.684
5	1'41.903 *	17.145*	32.134*	20.981	31.643
6	1'41.502	16.966	32.047	20.774	31.715
7	1'43.028	16.978	32.940	21.064	32.046
8	4'15.004 P	16.895			52.499

Run # 1 Front Tyre Slick-Hard Rear Tyre Slick-Medium
New Tyre New Tyre

9	10'29.566	21.987	37.032	23.735	33.208
10	1'45.142	18.038	33.464	21.396	32.244
11	1'42.547 *	17.110	32.492	21.124*	31.821
12	1'41.792	16.968	32.207	20.926	31.691
13	2'01.130 P	17.702*	36.639	23.029	43.760

Run # 2 Front Tyre Slick-Soft Rear Tyre Slick-Medium
2 Laps at start 2 Laps at start

14	9'21.258	21.702	33.399	21.422	32.762
15	1'41.511	17.246	31.923	20.718	31.624
16	1'40.669	16.774	31.793	20.750	31.352
17	1'54.859 P	17.539	34.848	21.194	41.278

Run # 3 Front Tyre Slick-Medium Rear Tyre Slick-Soft
New Tyre New Tyre

14	9'21.258	21.702	33.399	21.422	32.762
15	1'41.511	17.246	31.923	20.718	31.624
16	1'40.669	16.774	31.793	20.750	31.352
17	1'54.859 P	17.539	34.848	21.194	41.278

Fastest Lap: Francesco BAGNAIA Ducati Lenovo Team ITA **1'38.918** 16.564 31.409 20.187 30.758

These data/results cannot be reproduced, stored and/or transmitted in whole or in part by any manner of electronic, mechanical, photocopying, recording, broadcasting or otherwise now known or herein after developed without the previous express consent by the copyright owner, except for reproduction in daily press and regular printed publications on sale to the public within 60 days of the event related to those data/results and always provided that copyright symbol appears together as follows below.
© DORNA, 2024



Practice

MotoGP

Lap	Lap Time	T1	T2	T3	T4	Speed	Lap	Lap Time	T1	T2	T3	T4	Speed
Run # 4	Front Tyre Slick-Medium Rear Tyre Slick-Soft						8	6'21.541	19.849	33.803	21.374	32.389	216.4
	4 Laps at start						9	1'43.011	17.385	32.629	21.022	31.975	339.6
	New Tyre						10	1'42.506	17.117	32.372	20.960	32.057	340.6
18	4'59.089	18.854	32.489	21.451	31.824	206.1	11	1'42.178	16.964	32.300	20.941	31.973	342.8
19	1'42.995	16.979	31.623	23.074	31.319	339.6	12	1'42.172	16.966	32.339	20.891	31.976	341.7
20	1'40.635	16.810	31.789	20.622	31.414	348.3	13	1'58.504 P	18.453*	34.833	22.217	43.001	341.7
21	1'40.981	16.721	31.936	20.755	31.569	343.9	Run # 3	Front Tyre Slick-Medium Rear Tyre Slick-Medium					
22	2'00.645 *	19.710*	41.790	25.139	34.006	336.4		13 Laps at start					

22nd 51 Michele PIRRO DUCATI ITA
 Pertamina Enduro VR46 Racing Team
 Runs=4 Total laps=22 Full laps=15 Valid laps=13

Run #	1	Front Tyre	Slick-Soft	Rear Tyre	Slick-Medium	Speed
		**	1 Laps at start	**	1 Laps at start	
1	2'07.661	20.988	34.892	21.877	33.129	168.2
2	1'42.863	17.414	32.596	21.068	31.785	333.3
3	1'44.352	17.235	32.148	20.900	34.069	330.2
4	1'42.202	17.153	32.266	21.052	31.731	343.9
5	1'51.461 *	17.887*	39.408*	21.338	32.828	343.9
6	1'42.196	17.115	32.350	21.045	31.686	338.5
7	1'41.768	16.983	32.197	20.903	31.685	341.7
8	1'57.789 P	17.276*	34.916*	21.974*	43.623	342.8

Run #	2	Front Tyre	Slick-Hard	Rear Tyre	Slick-Soft	Speed
		**	New Tyre	**	New Tyre	
9	8'10.850	19.682	33.505	21.674	32.151	195.6
10	1'42.490	17.283	32.494	20.954	31.759	338.5
11	1'41.713	17.108	32.190	20.836	31.579	340.6
12	1'41.723	17.007	32.195	20.873	31.648	342.8
13	1'56.931 P	17.196	32.692	23.688	43.355	335.4

Run #	3	Front Tyre	Slick-Hard	Rear Tyre	Slick-Soft	Speed
		**	5 Laps at start	**	New Tyre	
14	9'58.843	20.419	33.686	21.528	31.991	162.4
15	1'42.094	17.225	32.390	21.113	31.366	339.6
16	1'41.322	16.944	32.113	20.740	31.525	341.7
17	1'57.091 P	17.141	33.815	22.132	44.003	341.7

Run #	4	Front Tyre	Slick-Soft	Rear Tyre	Slick-Soft	Speed
		**	New Tyre	**	New Tyre	
18	9'11.320	19.400	33.553	21.611	31.743	223.6
19	1'40.786	16.838	31.923	20.750	31.275	343.9
20	1'45.838	16.950	34.290	22.572	32.026	333.3
21	1'44.111 *	17.989*	33.213	21.125	31.784	345.0
22	1'40.943	16.905	31.843	20.638	31.557	343.9

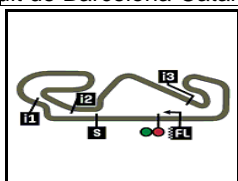
23rd 6 Stefan BRADL HONDA GER
 HRC Test Team
 Runs=5 Total laps=26 Full laps=17 Valid laps=16

Run #	1	Front Tyre	Slick-Medium	Rear Tyre	Slick-Medium	Speed
			New Tyre		New Tyre	
1	2'06.661	19.853	34.578	21.864	34.765	222.6
2	1'43.437	17.763	32.639	21.159	31.876	325.3
3	1'42.079	17.009	32.203	21.038	31.829	341.7
4	1'41.739	17.028	32.118	20.899	31.694	346.1
5	1'44.773 *	17.363*	32.534*	21.174	33.702	338.5
6	1'42.732	17.226	32.364	21.206	31.936	339.6
7	1'54.844 P	17.095	32.881	21.580	43.288	345.0

Run #	2	Front Tyre	Slick-Medium	Rear Tyre	Slick-Medium	Speed
			7 Laps at start		7 Laps at start	

Fastest Lap: Francesco BAGNAIA Ducati Lenovo Team ITA 1'38.918 16.564 31.409 20.187 30.758

These data/results cannot be reproduced, stored and/or transmitted in whole or in part by any manner of electronic, mechanical, photocopying, recording, broadcasting or otherwise now known or herein after developed without the previous express consent by the copyright owner, except for reproduction in daily press and regular printed publications on sale to the public within 60 days of the event related to those data/results and always provided that copyright symbol appears together as follows below.
 © DORNA, 2024



4657 m.

MOTUL SOLIDARITY GRAND PRIX OF BARCELONA

Practice

Best Partial Times

MotoGP™

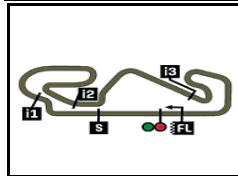
IT Ideal Lap Time, sum of the best partial times

BT Best Lap Time

T1		T2		T3		T4				IT	BT	
Pos	Rider	Time	Rider	Time	Rider	Time	Rider	Time	Pos	Rider	IT	BT
1P.	ACOSTA	16.387	M.BEZZECCHI	31.255	F.BAGNAIA	20.187	F.BAGNAIA	30.758	1	F.BAGNAIA	1'38.918	1'38.918 (1)
2A.	ESPARGARO	16.459	A.ESPARGARO	31.290	A.ESPARGARO	20.277	M.BEZZECCHI	30.808	2	M.BEZZECCHI	1'38.968	1'38.998 (2)
3M.	VIÑALES	16.493	B.BINDER	31.349	M.MARQUEZ	20.282	J.ZARCO	30.857	3	A.ESPARGARO	1'39.025	1'39.025 (3)
4E.	BASTIANINI	16.511	J.ZARCO	31.369	P.ACOSTA	20.296	A.MARQUEZ	30.907	4	P.ACOSTA	1'39.130	1'39.418 (9)
5J.	MARTIN	16.511	J.MILLER	31.394	M.VIÑALES	20.335	M.VIÑALES	30.917	5	M.VIÑALES	1'39.172	1'39.224 (6)
6B.	BINDER	16.535	J.MARTIN	31.395	J.MARTIN	20.336	P.ACOSTA	30.960	6	J.ZARCO	1'39.175	1'39.197 (4)
7J.	ZARCO	16.559	M.MARQUEZ	31.402	M.BEZZECCHI	20.341	J.MARTIN	30.965	7	J.MARTIN	1'39.207	1'39.214 (5)
8A.	MARQUEZ	16.559	F.BAGNAIA	31.409	A.MARQUEZ	20.362	A.ESPARGARO	30.999	8	A.MARQUEZ	1'39.264	1'39.295 (7)
9F.	BAGNAIA	16.564	M.VIÑALES	31.427	J.MILLER	20.372	E.BASTIANINI	31.009	9	M.MARQUEZ	1'39.286	1'39.361 (8)
10M.	BEZZECCHI	16.564	E.BASTIANINI	31.432	J.ZARCO	20.390	M.MARQUEZ	31.018	10	E.BASTIANINI	1'39.352	1'39.467 (10)
11M.	MARQUEZ	16.584	A.MARQUEZ	31.436	E.BASTIANINI	20.400	T.NAKAGAMI	31.030	11	J.MILLER	1'39.467	1'39.488 (11)
12F.	QUARTARARO	16.591	A.RINS	31.456	T.NAKAGAMI	20.414	R.FERNANDEZ	31.060	12	B.BINDER	1'39.596	1'40.014 (17)
13R.	FERNANDEZ	16.605	F.QUARTARARO	31.468	F.MORBIDELLI	20.416	J.MILLER	31.076	13	F.MORBIDELLI	1'39.639	1'39.810 (15)
14J.	MIR	16.610	P.ACOSTA	31.487	B.BINDER	20.420	A.RINS	31.104	14	T.NAKAGAMI	1'39.685	1'39.756 (12)
15F.	MORBIDELLI	16.619	F.MORBIDELLI	31.493	M.OLIVEIRA	20.451	F.MORBIDELLI	31.111	15	A.RINS	1'39.697	1'39.794 (14)
16J.	MILLER	16.625	T.NAKAGAMI	31.523	A.RINS	20.459	F.QUARTARARO	31.113	16	F.QUARTARARO	1'39.701	1'39.791 (13)
17L.	MARINI	16.651	L.MARINI	31.548	J.MIR	20.493	L.MARINI	31.126	17	J.MIR	1'39.876	1'40.125 (18)
18A.	RINS	16.678	J.MIR	31.599	F.QUARTARARO	20.529	J.MIR	31.174	18	L.MARINI	1'39.928	1'39.994 (16)
19T.	NAKAGAMI	16.718	A.FERNANDEZ	31.623	L.MARINI	20.603	M.PIRRO	31.275	19	R.FERNANDEZ	1'40.101	1'40.139 (19)
20A.	FERNANDEZ	16.721	R.FERNANDEZ	31.767	A.FERNANDEZ	20.622	M.OLIVEIRA	31.289	20	M.OLIVEIRA	1'40.270	1'40.404 (20)
21M.	OLIVEIRA	16.730	M.OLIVEIRA	31.800	M.PIRRO	20.638	B.BINDER	31.292	21	A.FERNANDEZ	1'40.285	1'40.635 (21)
22S.	BRADL	16.836	M.PIRRO	31.843	R.FERNANDEZ	20.669	A.FERNANDEZ	31.319	22	M.PIRRO	1'40.594	1'40.786 (22)
23M.	PIRRO	16.838	S.BRADL	31.938	S.BRADL	20.683	S.BRADL	31.568	23	S.BRADL	1'41.025	1'41.028 (23)

These data/results cannot be reproduced, stored and/or transmitted in whole or in part by any manner of electronic, mechanical, photocopying, recording, broadcasting or otherwise now known or herein after developed without the previous express consent by the copyright owner, except for reproduction in daily press and regular printed publications on sale to the public within 60 days of the event related to those data/results and always provided that copyright symbol appears together as follows below.

© DORNA, 2024



4657 m.

MOTUL SOLIDARITY GRAND PRIX OF BARCELONA

Practice

Fastest Laps Sequence

<i>Practice Time</i>	 <i>Rider</i>	<i>Nation</i>	<i>Motorcycle</i>	<i>Time</i>	<i>Km/h</i>	<i>Rider's Lap</i>
3'34.399	12 Maverick VIÑALES	SPA	APRILIA	1'41.745	164.7	2
3'36.394	21 Franco MORBIDELLI	ITA	DUCATI	1'41.719	164.8	2
3'58.637	41 Aleix ESPARGARO	SPA	APRILIA	1'41.627	164.9	2
3'59.223	89 Jorge MARTIN	SPA	DUCATI	1'40.934	166.1	2
5'15.163	12 Maverick VIÑALES	SPA	APRILIA	1'40.764	166.3	3
5'16.972	21 Franco MORBIDELLI	ITA	DUCATI	1'40.578	166.6	3
5'27.447	73 Alex MARQUEZ	SPA	DUCATI	1'40.506	166.8	3
5'28.570	72 Marco BEZZECCHI	ITA	DUCATI	1'40.242	167.2	3
7'07.433	73 Alex MARQUEZ	SPA	DUCATI	1'39.986	167.6	4
7'08.399	72 Marco BEZZECCHI	ITA	DUCATI	1'39.829	167.9	4
46'49.640	89 Jorge MARTIN	SPA	DUCATI	1'39.652	168.2	18
48'25.487	12 Maverick VIÑALES	SPA	APRILIA	1'39.544	168.4	19
48'28.854	89 Jorge MARTIN	SPA	DUCATI	1'39.214	168.9	19
50'40.391	5 Johann ZARCO	FRA	HONDA	1'39.197	169.0	19
57'34.558	72 Marco BEZZECCHI	ITA	DUCATI	1'38.998	169.3	24
57'52.348	1 Francesco BAGNAIA	ITA	DUCATI	1'38.918	169.4	22

These data/results cannot be reproduced, stored and/or transmitted in whole or in part by any manner of electronic, mechanical, photocopying, recording, broadcasting or otherwise now known or herein after developed without the previous express consent by the copyright owner, except for reproduction in daily press and regular printed publications on sale to the public within 60 days of the event related to those data/results and always provided that copyright symbol appears together as follows below.

© DORNA, 2024